

Hydraulic Iron Worker



PS110











PS50



They adopt hydraulic driving system and they are the latest iron workers in our country, Various metal plate, squarebar, round bar, angel, channel and joist can be cut, punched and notched on the machine. It is also equipped with a stop device for cutting.

	10598	10599	10600	10601	10602	10603	10604
Model	Q35Y-12	Q34Y-16	PS50	PS55	PS75	PS110	PS140
Pressure(Ton)	60	60	50	55	75	110	140
Max cutting thickness(mm)	12	16	15	16	20	25	30
Plate strength(N/mm ²)	≤450	≤450	≤450	≤450	≤450	≤450	≤450
Cutting angle(degree)	/	/	7°	7°	8°	8°	8°
Shearing size of one stroke(mm)	12 x 300	16 x 150 4 x 550	15 x 300	16 x 250 8 x 400	20 x 330 10 x 480	25 x 330 16 x 600	30 x 355 20 x 600
Ram stroke(mm)	32	175	60	80	80	80	80
Number of strokes(cpm)	8~16	6~18	8	8	8	6	6
Throat dupth(mm)	175	220	200	300	355	400	600
Punching thickness(mm)	12	16	15	16	20	25	26
Max.Punching diameter(mm)	25	26	24	25	30	35	38
Power of main motor(kw)	4	4	4	4	5.5	7.5	11
Overall dimensions LxWxH(mm)	960 x 550 x 1783	1585 x 630 x 1570	1320 x 590 x 1620	1640 x 730 x 1770	1860 x 800 x 1900	2355 x 960 x 2090	2680 x 1040 x 2300
Weight of machine(kg)	700	1300	1400	1600	2000	4800	6800

Q34Y-16:No Notching Station

Profile	Round Bar	Square Bar	Angle Steel		T-Bar		Joist	Channet
			90° Shearing	45° Shearing	90° Shearing	45° Shearing		
Section View								
Q35Y-12	40	30 x 30	80 x 80 x 8	/	100 x 100 x 10	/	10#	10#
Q34Y-16	32	30 x 30	100 x 100 x 12	80 x 80 x 10	/	/	/	10#
PS50	40	35 x 35	120 x 120 x 12	60 x 60 x 6	120 x 120 x 12	50 x 50 x 5	10#	10#
PS55	45	40 x 40	125 x 125 x 12	50 x 50 x 5	125 x 125 x 12	60 x 60 x 8	126 x 74 x 5	126 x 53 x 5.5
PS75	50	50 x 50	140 x 140 x 12	50 x 50 x 5	140 x 140 x 12	70 x 70 x 10	160 x 86 x 6	160 x 60 x 6.5
PS110	60	50 x 50	160 x 160 x 14	60 x 60 x 6	160 x 160 x 14	80 x 80 x 10	200 x 102 x 9	210 x 75 x 9
PS140	65	55 x 55	180 x 180 x 16	60 x 60 x 6	180 x 180 x 16	80 x 80 x 10	280 x 124 x 10.5	280 x 86 x 11.5